

Scaled data based on original data using
LM-79-08 Approved Method: Electrical and Photometric Measurements of Solid-
State Lighting Products

Test Report Prepared for
Cooper Lighting Solutions
(formerly Eaton)

Brand: McGRAW-EDISON

Report Number: P652208

Luminaire Tested: **GALN-SA2B-840-U-5NQ**

Issue Date: 1/4/2021

Test Information

Test Method: LM-79-08
Report Number: P652208
TEST IS SCALED FROM IESNA LM-79-08 TEST DATA (G3-2011-042-3)
Test Lab: INNOVATION CENTER
Issue Date: 1/4/2021
Manufacturer: COOPER LIGHTING SOLUTIONS (FORMERLY EATON)
Product Line: McGRAW-EDISON
Catalog Number: GALN-SA2B-840-U-5NQ
Description: GALLEON AREA AND ROADWAY LUMINAIRE
(2) 80 CRI, 4000K, 800mA LIGHTSQUARES WITH 16 LEDS EACH AND TYPE V NARROW OPTICS
Light Source: -
Ballast/Driver: ELECTRONIC DRIVER

Summary

Lumens per Lamp: N/A
Luminaire Lumens: 10043.2 lumens
Efficiency: N/A
Efficacy: 122.5 lumens/watt
Luminous Opening: Rectangular (W 0.5' x L: 1' x H: 0')
IES Classification: Type V - Short
BUG Rating: B3 - U0 - G1

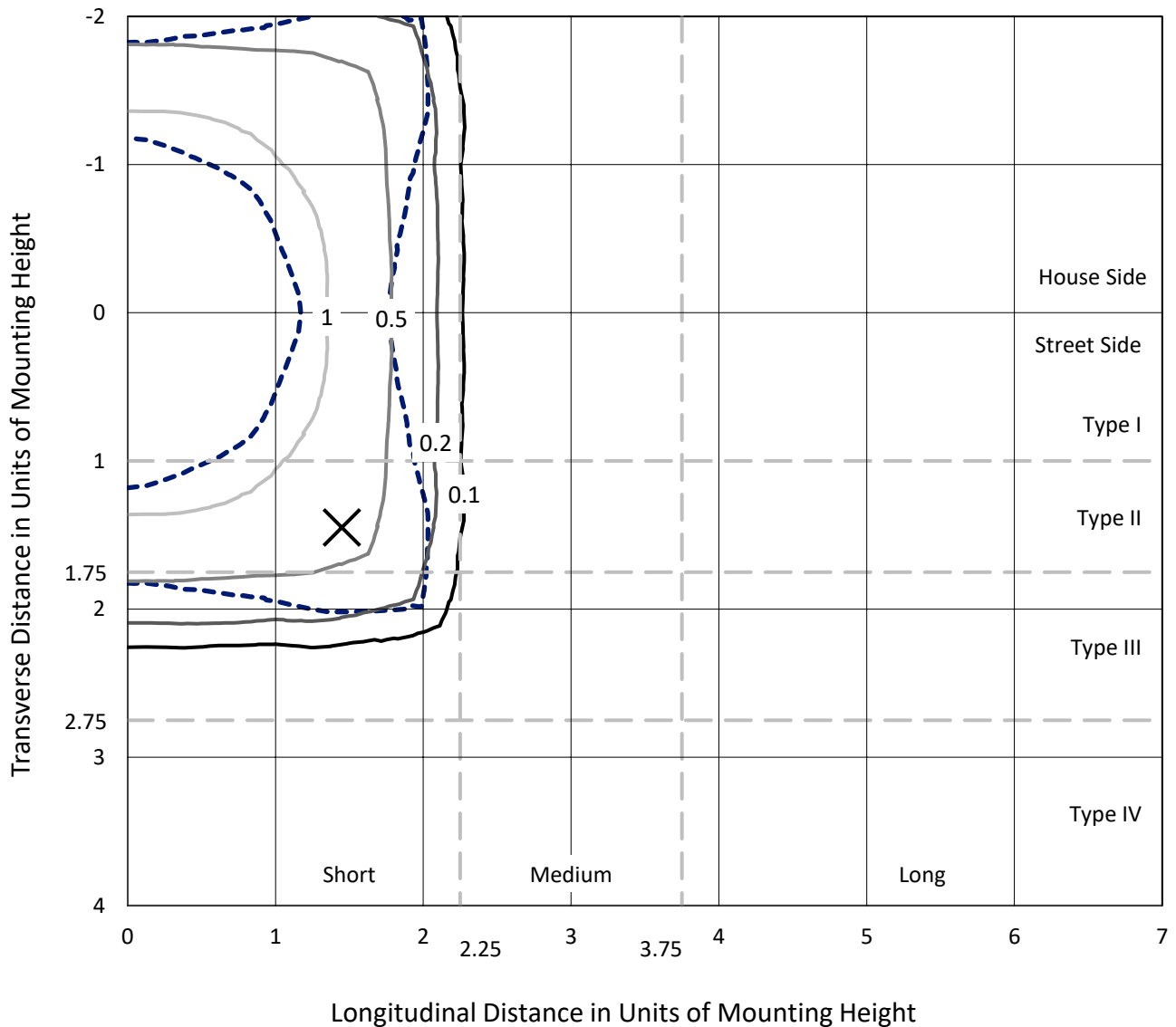
Input Watts (W): 82
Input Voltage (V): NR
Input Current (Ain): NR
Voltage Rise (V): NR
Power Factor: NR
Total Harmonic Distortion (THDi): NR
Frequency (hertz): 60
Stabilization Time: NR
Operation Time: NR
Ambient Temperature (°C): NR
Test Distance: 24 FT



REPORT NUMBER: P652208
 CATALOG NUMBER: GALN-SA2B-840-U-5NQ

Iso-Footcandle Lines of Horizontal Illumination

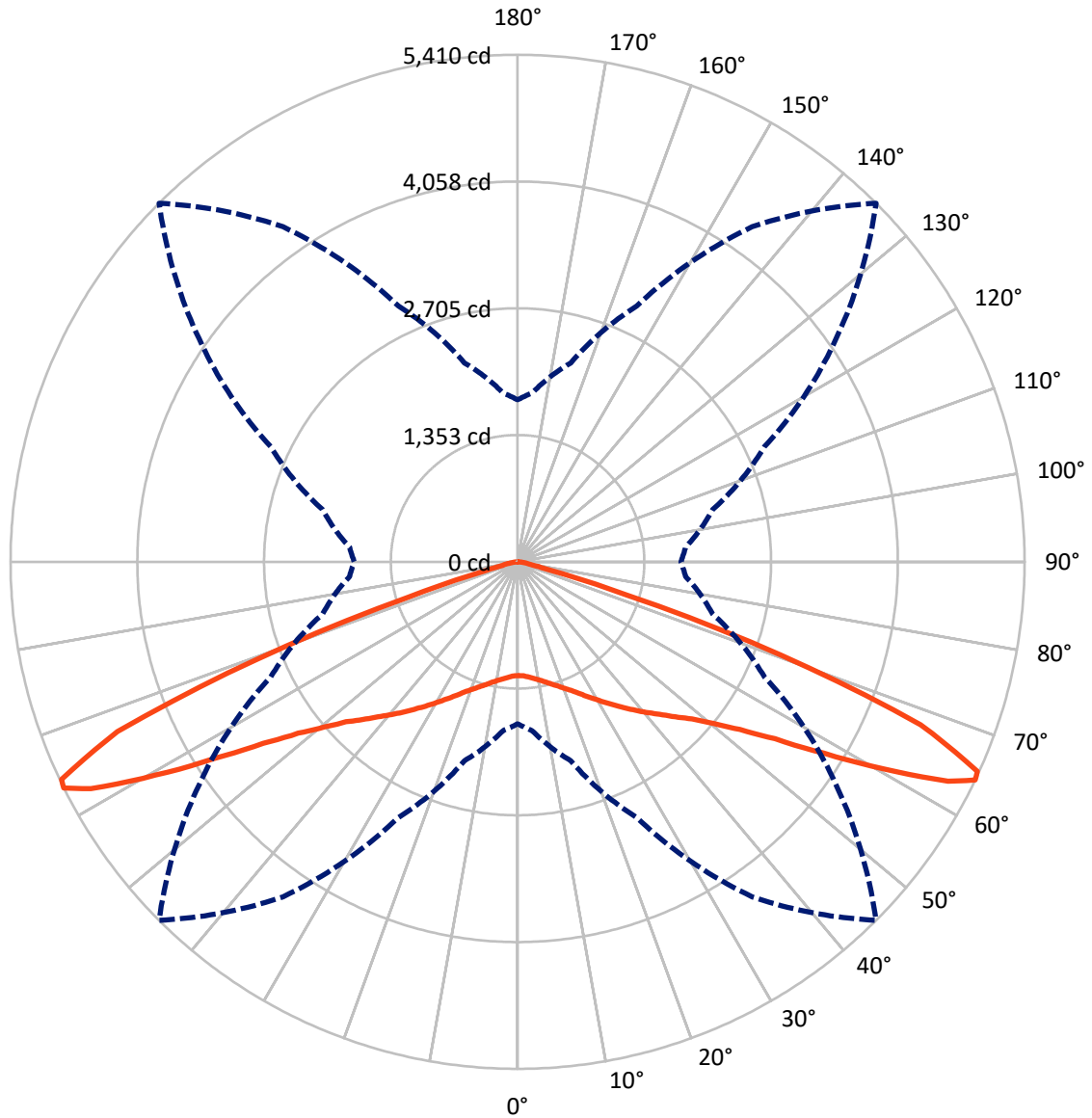
× Max cd
 - - - 1/2 Max cd



Based on 25 foot mounting height. Maximum calculated value = 2 fc
 Type V - Short - N/A

REPORT NUMBER: P652208
CATALOG NUMBER: GALN-SA2B-840-U-5NQ

Luminous Intensity Polar Plot



— Vertical Plane Through 45-Deg Lateral - - - Horizontal Cone Through 64-Deg Vertical

REPORT NUMBER: P652208
 CATALOG NUMBER: GALN-SA2B-840-U-5NQ

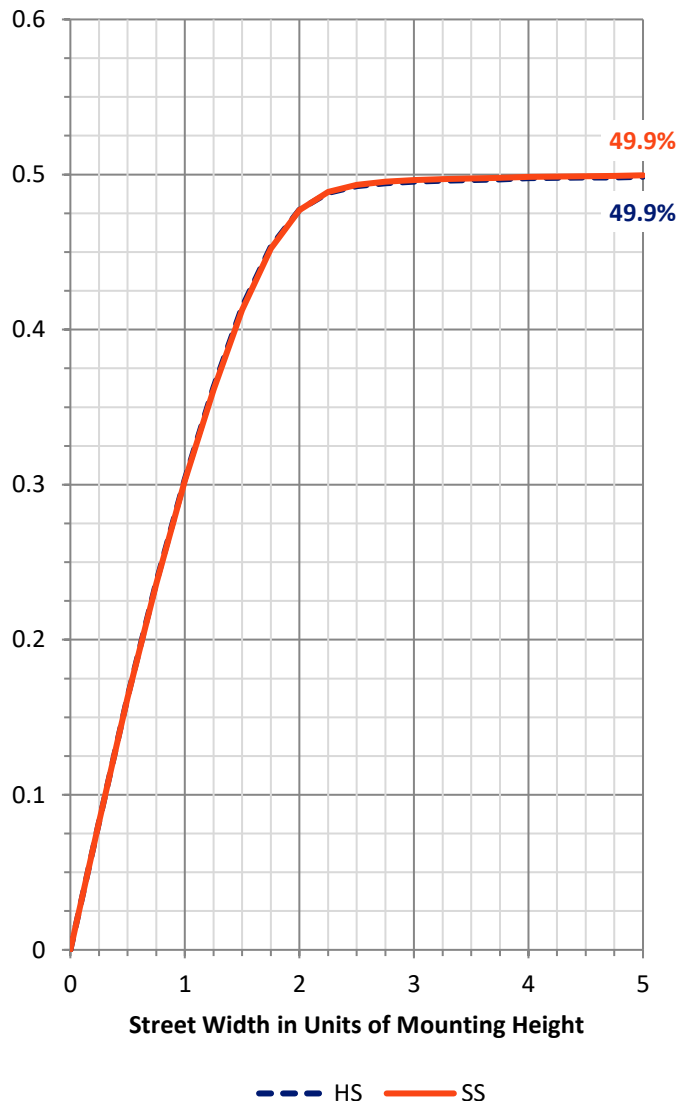
FLUX DISTRIBUTION:

		Downward	Upward	Total
House Side	Lumens	5021.6	0.0	5021.6
	% Fixture	50.0	0.0	50.0
Street Side	Lumens	5021.6	0.0	5021.6
	% Fixture	50.0	0.0	50.0
Total	Lumens	10043.2	0.0	10043.2
	% Fixture	100.0	0.0	100.0

ZONAL LUMENS:

Zone	Lumens	% Fixture
0°-10°	119.3	1.2
10°-20°	384.7	3.8
20°-30°	726.9	7.2
30°-40°	1203.9	12.0
40°-50°	1879.5	18.7
50°-60°	2905.6	28.9
60°-70°	2505.5	24.9
70°-80°	283.9	2.8
80°-90°	34.0	0.3
90°-100°	0.0	0.0
100°-110°	0.0	0.0
110°-120°	0.0	0.0
120°-130°	0.0	0.0
130°-140°	0.0	0.0
140°-150°	0.0	0.0
150°-160°	0.0	0.0
160°-170°	0.0	0.0
170°-180°	0.0	0.0
0°-90°	10043.2	100.0
0°-180°	10043.2	100.0

Coefficient of Utilization

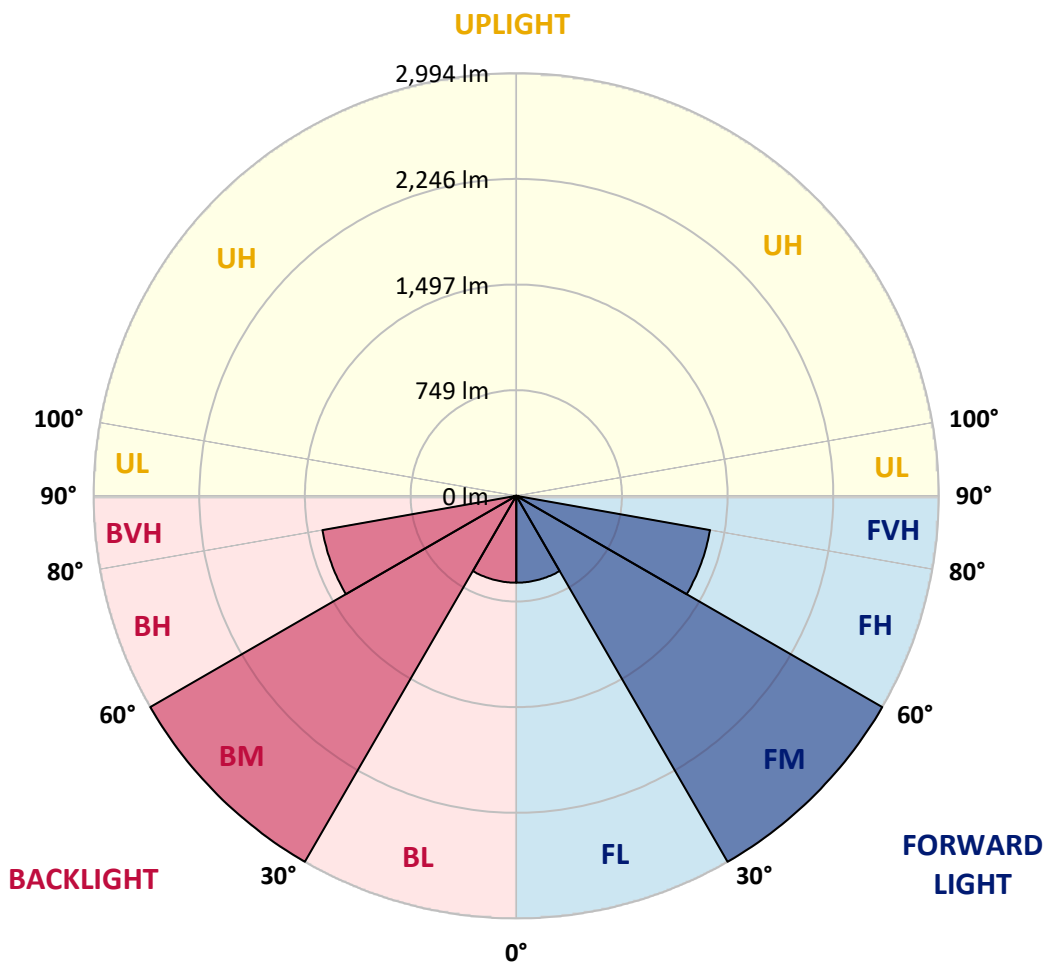


REPORT NUMBER: P652208
 CATALOG NUMBER: GALN-SA2B-840-U-5NQ

LUMINAIRE CLASSIFICATION SYSTEM LUMEN TABLE AND BUG RATING:

Zone	Lumens	% Fixture	Zone Rating/Lumen Limit		
			B	U	G
FL (0°-30°)	615.4	6.1			
FM (30°-60°)	2994.5	29.8			
FH (60°-80°)	1394.7	13.9			G1/1800
FVH (80°-90°)	17.0	0.2			G1/100
BL (0°-30°)	615.4	6.1	B2/1000		
BM (30°-60°)	2994.5	29.8	B3/5000		
BH (60°-80°)	1394.7	13.9	B3/2500		G1/1800
BVH (80°-90°)	17.0	0.2			G1/100
UL (90°-100°)	0.0	0.0		U0/0	
UH (100°-180°)	0.0	0.0		U0/0	

BUG Rating: B3-U0-G1
 Type V Short





REPORT NUMBER: P652208

CATALOG NUMBER: GALN-SA2B-840-U-5NQ

CANDELA DISTRIBUTION (FULL):

	0°	5°	15°	25°	35°	45°	55°	65°	75°	85°	90°
0°	1213.9	1213.9	1213.9	1213.9	1213.9	1213.9	1213.9	1213.9	1213.9	1213.9	1213.9
2.5°	1218.7	1221.3	1219.2	1218.7	1218.2	1218.2	1218.2	1218.7	1220.8	1222.4	1221.3
5°	1234.1	1236.3	1235.2	1234.7	1234.1	1234.7	1233.6	1233.1	1234.7	1234.7	1234.1
7.5°	1253.3	1255.9	1254.9	1255.9	1256.5	1257.0	1254.4	1252.2	1251.7	1253.3	1252.2
10°	1279.3	1281.4	1282.0	1282.5	1283.6	1283.0	1279.8	1276.1	1275.6	1275.0	1274.5
12.5°	1308.6	1310.2	1310.7	1312.8	1314.4	1315.0	1311.2	1308.0	1302.7	1303.8	1301.7
15°	1341.6	1344.8	1344.3	1347.5	1351.7	1352.7	1349.0	1343.7	1338.9	1336.3	1334.7
17.5°	1382.0	1384.1	1383.0	1386.2	1391.6	1394.2	1391.0	1384.1	1379.3	1373.4	1370.2
20°	1429.9	1433.6	1434.7	1434.7	1439.5	1442.1	1437.3	1435.2	1427.8	1423.5	1420.8
22.5°	1484.1	1485.7	1488.9	1492.1	1496.9	1495.8	1494.2	1491.0	1484.1	1480.4	1476.1
25°	1545.3	1546.9	1554.8	1561.8	1563.4	1562.3	1560.2	1558.6	1552.2	1543.7	1540.5
27.5°	1616.6	1619.8	1630.4	1636.8	1636.8	1637.3	1633.1	1638.4	1624.6	1614.5	1613.4
30°	1706.0	1708.1	1717.1	1723.5	1720.3	1717.7	1716.6	1721.9	1707.0	1688.9	1684.7
32.5°	1794.3	1801.7	1809.7	1823.5	1812.4	1807.6	1806.5	1810.2	1793.2	1773.0	1767.1
35°	1888.9	1894.3	1909.2	1920.8	1910.8	1899.6	1904.4	1916.1	1895.9	1868.7	1867.6
37.5°	1993.8	1998.5	2017.6	2029.9	2022.4	2003.3	2011.3	2025.1	2004.9	1971.4	1964.5
40°	2102.8	2112.8	2136.8	2149.6	2137.3	2111.8	2126.7	2141.6	2123.5	2084.7	2069.3
42.5°	2225.1	2241.1	2275.7	2282.1	2258.6	2224.0	2250.1	2274.1	2261.3	2216.6	2210.7
45°	2368.2	2377.8	2420.3	2434.2	2401.7	2358.7	2391.0	2434.7	2425.1	2373.6	2362.4
47.5°	2528.3	2537.4	2581.5	2602.2	2561.3	2503.3	2561.9	2618.8	2612.9	2557.6	2552.3
50°	2717.7	2719.8	2781.0	2804.4	2763.4	2713.4	2765.5	2836.4	2812.9	2742.2	2741.1
52.5°	2925.2	2927.8	3005.0	3050.1	3027.3	2970.9	3032.6	3075.7	3016.1	2923.6	2916.7
55°	3105.0	3118.3	3223.6	3343.8	3375.2	3334.2	3352.8	3332.6	3185.8	3056.0	3035.8
57.5°	3178.4	3204.4	3364.5	3589.1	3793.2	3853.9	3710.3	3517.7	3253.3	3069.8	3050.1
60°	2999.1	3027.3	3275.7	3701.7	4223.1	4486.4	4082.6	3549.1	3099.6	2841.7	2810.8
62.5°	2401.7	2409.7	2775.1	3436.3	4473.6	5155.6	4239.6	3281.6	2652.3	2301.7	2289.5
64°	1728.3	1810.2	2197.4	3012.9	4364.0	5410.4	4149.2	2906.5	2154.4	1799.6	1742.1
65°	1292.6	1315.0	1771.4	2573.0	4170.9	5391.2	3973.6	2548.0	1784.1	1377.2	1313.4
67.5°	488.3	491.0	653.8	1282.5	2969.3	4638.5	3032.6	1386.2	751.6	543.6	523.9
70°	202.7	206.4	239.9	431.4	1276.1	2978.3	1462.3	500.1	275.0	222.9	219.7
72.5°	148.4	150.5	160.6	191.5	392.6	1222.9	480.9	212.3	161.2	144.1	142.5
75°	116.5	117.6	125.0	141.0	183.0	338.8	200.0	145.7	122.9	110.7	109.6
77.5°	88.8	91.5	96.8	107.5	122.9	160.6	132.5	109.1	94.7	84.6	83.0
80°	61.1	64.3	74.5	78.7	82.4	104.3	90.4	82.4	73.9	61.7	57.9
82.5°	37.8	39.9	50.0	53.7	52.1	58.5	57.9	59.0	52.6	38.3	35.7
85°	19.7	20.8	27.2	28.2	26.1	24.0	29.8	34.6	32.5	21.8	21.3
87.5°	4.3	4.8	5.9	5.3	5.9	5.9	7.5	11.2	11.7	7.5	6.9
90°	0.0	0.0	0.0	0.0	0.0	0.0	0.0	0.0	0.0	0.0	0.0

(END OF REPORT)